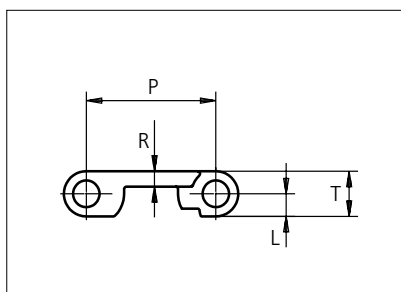


# Plastic Modular Belt

Series **uni CNB** Type **18%**



Straight running belt  
 Nominal pitch: 25.4 mm (1.00 in)  
 Surface type: Flat  
 Surface opening: 18%  
 Backflex radius: 40.0 mm (1.60 in)  
 Pin diameter: 5.0 mm (0.20 in)

<b>Belt material &amp; color</b>	PP <b>W</b>	<b>mm</b>	<b>in</b>		<b>mm</b>	<b>in</b>
<b>Pin material &amp; color</b>	PP <b>W</b>	<b>P (Nominal)</b>	25.4	1.00	<b>T</b>	8.8 0.35
		<b>R</b>	3.0	0.12	<b>L</b>	4.4 0.17

Non standard material and color: See uni Material and Color Overview.

Alternative pin and lock materials: Pin: PE **W** PA6.6 **B** PBT **LG** SS304 Lockpin: PBT **LG** PA6.6 **N** PP **W** **B** PE **N**

Belt width		Permissible tensile force (Belt/pin material)		Belt weight (Belt/pin material)		*Min. No. drive sprocket per shaft	Number of wear strips (Min. No.)	
		PP/PP		PP/PP			**Carry (pcs)	**Return (pcs)
mm	in	N	lbf	kg/m	lb/ft			
77	3.0	539	121	0.3	0.18	2	2	2
153	6.0	1071	241	0.5	0.36	2	2	2
229	9.0	1603	360	0.8	0.54	2	2	2
305	12.0	2135	480	1.1	0.72	3	3	2
381	15.0	2667	600	1.3	0.90	3	3	2
457	18.0	3199	719	1.6	1.07	4	4	2
533	21.0	3731	839	1.9	1.25	4	4	2
609	24.0	4263	958	2.1	1.43	5	5	3
685	27.0	4795	1078	2.4	1.61	5	5	3
761	30.0	5327	1197	2.7	1.79	6	6	3
837	33.0	5859	1317	2.9	1.97	6	6	3
913	35.9	6391	1437	3.2	2.15	7	7	4
989	38.9	6923	1556	3.5	2.33	7	7	4

Additional standard belt widths are available in steps of 76.0 mm (2.99 in.) Additional non-standard belt widths are available in steps of 12.7 mm (0.50 in.)

1977	77.8	13839	3111	6.9	4.65	14	14	7
------	------	-------	------	-----	------	----	----	---

Additional standard belt widths are available in steps of 76.0 mm (2.99 in.) Additional non-standard belt widths are available in steps of 12.7 mm (0.50 in.)

2965	116.7	20755	4666	10.4	6.97	20	20	10
------	-------	-------	------	------	------	----	----	----

General belt tolerance is +0/-0.4% at 23°C/73°F and 50% RH. For exact belt width contact Customer Service. Non standard belt width on request.

\*Max. Load per Drive Sprocket. Belt material: PP 500 N (112 lbf)

\*\*Max. Spacing between wear strips, Carry: 152 mm (6 in.) ; Return: 304 mm (12 in.)

= Single Link

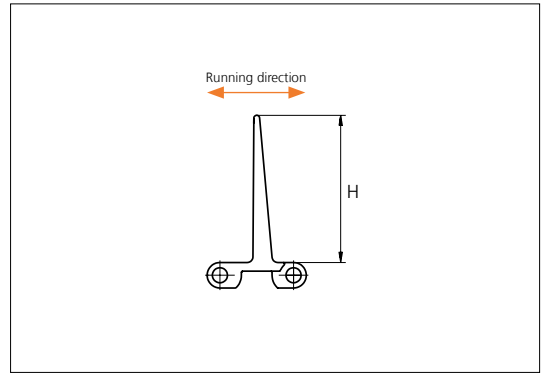

STANDARD

STRAIGHT RUNNING

PITCH 25.4 MM/1.00 IN

## Accessories

### Flight

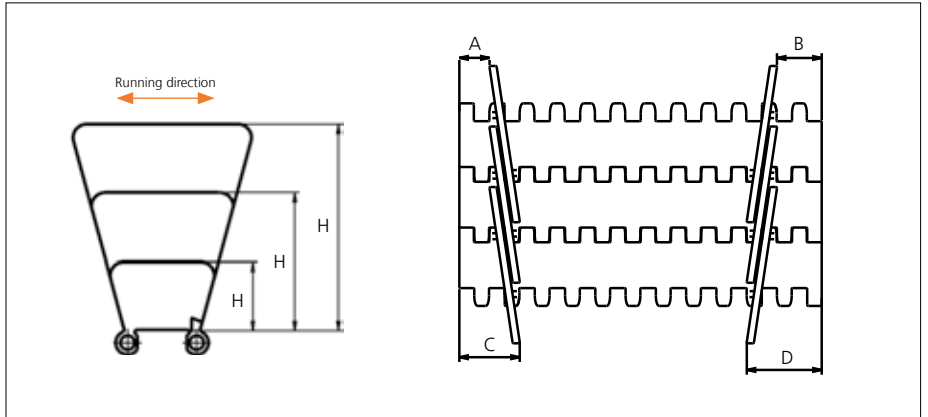


Type	Material & color	H		Link size	Width		Indent	
		mm	in		mm	in	mm	in
22% Flat	PE  PP-I	5.0	0.20	K300	75.9	2.99	6.4	0.25
					K600	152.0		
Flat	POM-D  PE PP-I  PP-I	25.4	1.00	K600	152.0	5.98	0.0	0.00
		50.8	2.00					
		76.2	3.00					

Flat Flight: Flat on one side and with waves on the other side.  
 Minimum bricklaid indent is 38.1 mm (1.50 in). Increment: 12.7 mm (0.50 in).  
 Non Standard material and color: See uni Material and Color Overview.

## Accessories

### Side Guard



Type	Material & color	H		A (Min.)		B (Min.)		C (Min.)		D (Min.)	
		mm	in	mm	in	mm	in	mm	in	mm	in
Closed	PP-I	25.4	1.00	12.5	0.49	18.5	0.73	25.5	1.00	31.5	1.24
		50.8	2.00								
		76.2	3.00								

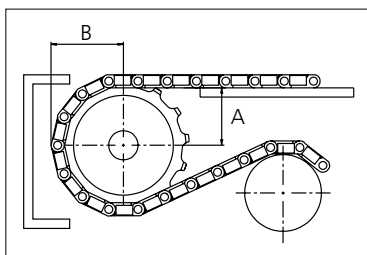

Minimum indent to outside of Side Guard: 14.0 mm (0.55 in). Increment 6.4 mm (0.25).  
 Non Standard material and color: See uni Material and Color Overview.  
 Backflex radius for Side Guard: 75.0 mm (2.95 in)

## Sprocket

No of teeth	Bore size														Overall diameter		Pitch-diameter		Hub-diameter		A-dimension		B-dimension		Single row/Two way	Double row/Two way	Molded PA6 LG	Machined PA6 N
	Pilot bore	in	0.75	0.78	0.98	1.00	1.18	1.25	1.50	1.57	2.36	2.50	3.54															
	mm	19.1	20.0	25.0	25.4	30.0	31.8	38.1	40.0	60.0	63.5	90.0	mm	in	mm	in	mm	in	mm	in								
Z10	x			●	●	●	●							80.0	3.15	82.2	3.24	65.0	2.56	34.7	1.37	45.5	1.79		x	x		
Z12	x				●	●	●							96.8	3.81	98.1	3.86	70.0	2.76	43.0	1.69	53.5	2.11		x	x		
Z15	x				●	●	●							121.5	4.78	122.2	4.81	70.0	2.76	55.3	2.18	65.5	2.58		x	x		
Z18	x					●	●	■	■	■	■			146.0	5.75	146.3	5.76	70.0	2.76	67.6	2.66	77.5	3.05		x	x		
Z19	x					●	●	■	■	■	■			154.2	6.07	154.3	6.07	70.0	2.76	71.7	2.82	81.6	3.21		x	x		

■ Molded sprocket

● Molded sprocket



Other sprocket sizes are available upon request.  
 Two-part sprockets are available upon request.  
 Round bores are always delivered with keyway.  
 Other bore sizes are available upon request.  
 uni Retainer Rings: See uni Retainer Ring data sheet.  
 Width of tooth = 12.0 mm (0.47 in)  
 Width of sprocket = 25.0 mm (0.98 in)

Max load per sprocket shown does not take bore size into account.  
 Please also ensure that sufficient size shaft is chosen for corresponding load.

For correct sprocket position: See uni Assembly Instructions for uni CNB.  
 For more detailed sprocket information, contact Customer Service.


Non standard material and color: See uni Material and Color Overview.



Conveyor Belts



Seamless Belts



Modular Belts



Timing Belts



Transmission Belts



Fabrication & service

**Ammeraal Beltech Modular A/S**

Hjulmagervej 21  
DK-7100 Vejle