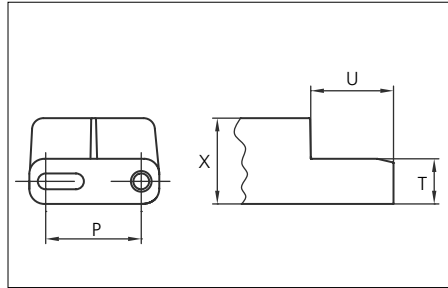



Plastic Modular Belt

Series **uni Flex ASB** Type **43% Open Top (Radius 2.2)**



Sideflexing belt
 Nominal pitch: 25.4 mm (1.00 in)
 Surface type: Top
 Surface opening: 43%
 Backflex radius: 30.0 mm (1.18 in)
 Pin diameter: 4.0 mm (0.16 in)
 Min. inside radius: R2.2 x belt width

Belt material & color	POM-D W B	PP B			
	Pin and lock material & color		PA6.6 B		
			P (Nominal)	25.4	1.00
			T	12.0	0.47
			U	22.0	0.87
			X	22.8	0.90

Non standard material and color: See uni Material and Color Overview.

Alternative pin and lock systems and materials: Contact Customer Service.

Belt width		Permissible tensile force (Belt/pin material)								Belt weight (Belt/pin material)				*Min. No. drive sprocket per shaft	Number of wear strips (Min. No.)	
		POM-D/PA6.6				PP/PA6.6				POM-D/PA6.6		PP/PA6.6			**Carry (pcs)	**Return (pcs)
		Straight sections		Curve sections		Straight sections		Curve sections		kg/m	lb/ft	kg/m	lb/ft			
mm	in	N	lbf	N	lbf	N	lbf	N	lbf	kg/m	lb/ft	kg/m	lb/ft			
149	5.9	2801	630	1200	270	1863	419	720	162	2.5	1.70	1.6	1.08	2	2	2
226	8.9	4249	955	1200	270	2825	635	720	162	3.8	2.58	2.4	1.64	2	2	2
302	11.9	5678	1276	1200	270	3775	849	720	162	5.1	3.45	3.3	2.19	3	2	2
379	14.9	7125	1602	1200	270	4738	1065	720	162	6.4	4.33	4.1	2.75	3	2	2
455	17.9	8554	1923	1200	270	5688	1279	720	162	7.7	5.20	4.9	3.30	5	2	2
531	20.9	9983	2244	1600	360	6638	1492	960	216	9.0	6.07	5.7	3.85	5	2	2
608	23.9	11430	2570	1600	360	7600	1708	960	216	10.3	6.95	6.6	4.41	5	2	2
531	20.9	9983	2244	2040	459	6638	1492	1224	275	9.0	6.07	5.7	3.85	5	3	3
608	23.9	11430	2570	2040	459	7600	1708	1224	275	10.3	6.95	6.6	4.41	5	3	3
684	26.9	12859	2891	2040	459	8550	1922	1224	275	11.6	7.81	7.4	4.96	5	3	3
761	30.0	14307	3216	2040	459	9513	2138	1224	275	12.9	8.69	8.2	5.52	7	3	3
837	33.0	15736	3537	2040	459	10463	2352	1224	275	14.2	9.56	9.0	6.08	7	3	3
914	36.0	17183	3863	2040	459	11425	2568	1224	275	15.5	10.44	9.9	6.63	7	3	3
990	39.0	18612	4184	2040	459	12375	2782	1224	275	16.8	11.31	10.7	7.19	7	3	3
1066	42.0	20041	4505	2040	459	13325	2995	1224	275	18.1	12.18	11.5	7.74	9	3	3

General belt tolerance is +0/-0.4% at 23°C/73°F. For exact belt width contact Customer Service. Non standard belt width on request.

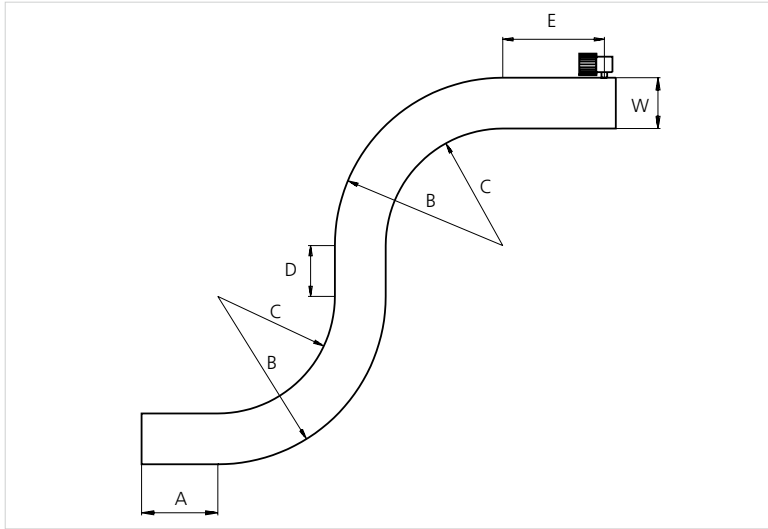
*Max. Load per Drive Sprocket. Belt material: POM-D 2000 N (450 lbf), PP 1100 N (247 lbf).

STANDARD

SIDE FLEXING

PITCH 25.4 MM/1.00 IN

Design Guidelines



43% Open Top Radius 2.2	
A	min. 1.5 x W
B	min 3.2 x W
C	min 2.2 x W
D	min 2 x W
E	min 2 x W, min.
W	Belt width

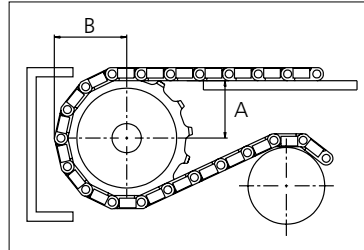
Sprocket

No. of teeth	Bore size										Overall diameter		Pitch diameter		Hub diameter		Dimension A		Dimension B		Double row/Two way	Machined	PA6
	Pilot Bore	in	0.79	0.98	1.00	1.18	1.25	1.50	1.57	2.36													
	mm	20.0	25.0	25.4	30.0	31.8	38.1	40.0	60.0	mm	in	mm	in	mm	in	mm	in	mm	in				
Z07	✓		●	●	●	●					58.0	2.28	58.5	2.30	40.8	1.61	20.4	0.80	35.2	1.39	✓	✓	
Z09	✓			●	●	●	●				75.0	2.95	74.3	2.93	57.8	2.28	28.9	1.14	43.1	1.70	✓	✓	
Z12	✓			●	●	●	●	■			100.0	3.94	98.1	3.86	82.8	3.26	41.4	1.63	55.1	2.17	✓	✓	
Z15	✓				●	●	●	■	●	■	124.6	4.91	122.2	4.81	107.4	4.23	53.8	2.12	67.1	2.64	✓	✓	
Z18	✓					●	●	■	●	■	149.3	5.88	146.3	5.76	132.1	5.20	66.0	2.60	79.2	3.12	✓	✓	

Machined sprocket



Machined sprocket



Non standard material and color: See uni Material and Color Overview.

Other sprocket sizes are available upon request
 Two-part sprocket are available upon request
 Other bore sizes are available upon request
 uni Retainer Rings: See uni Retainer Ring data sheet
 Width of tooth = 7.0 mm (0.28 in)
 Width of sprocket = 30.0 mm (1.18 in)

Max. load per sprocket shown does not take bore size into account.
 Please also ensure that sufficient size shaft is chosen for corresponding load.

For correct sprocket position: See uni Assembly Instructions for uni Flex ASB.
 For more detailed sprocket information, contact Customer Service.

uni Flex ASB 43% Open Top Radius 2.2/170717



Conveyor Belts




Seamless Belts



Modular Belts



Timing Belts



Transmission Belts



Fabrication & service

Ammeraal Beltech Modular A/S
 Hjulmagervej 21
 DK-7100 Vejle