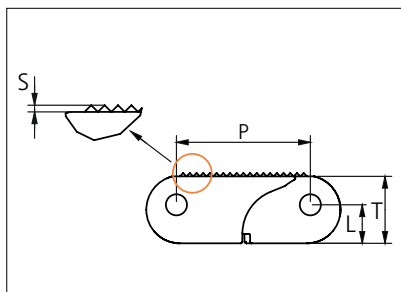


Plastic Modular Belt

Series **uni ACB** Type **2% Rough**



Straight running belt
 Nominal pitch: 40.0 mm (1.57 in)
 Surface type: Rough
 Surface opening: 2% Open
 Backflex radius: 60.0 mm (2.36 in)
 Pin diameter: 6.0 mm (0.24 in)

Belt material & color	POX FR EG		mm	in		mm	in
Pin and lock material & color	PBT LG PP O	P (Nominal)	40.0	1.57	S	0.8	0.03
		L	12.0	0.47	T	20.0	0.79

Non standard material and color: See uni Material and Color Overview.
 Safety edges with orange or yellow edge links mounted on alternating pitches along both belt edges are optional.
 Alternative pin and lock systems and materials: Contact Customer Service.

Belt width		Permissible tensile force (Belt/pin material)				Belt weight (Belt/pin material)				*Min No drive sprocket per shaft	Number of wear strips (min no)	
		POX-FR/PBT		POX-FR/SS		POX-FR/PBT		POX-FR/SS			Carry (pcs)	Return (pcs)
mm	in	N	lbf	N	lbf	Kg/m	lb/ft	Kg/m	lb/ft			
204	8.0	14280	3210	16320	3669	2.5	1.69	3.5	2.33	2	2	2
306	12.0	21420	4815	24480	5503	3.8	2.53	5.2	3.50	3	3	2
408	16.1	28560	6420	32640	7337	5.0	3.37	6.9	4.66	3	3	2
509	20.0	35630	8010	40720	9154	6.3	4.21	8.7	5.82	4	4	2
611	24.1	42770	9615	48880	10988	7.5	5.05	10.4	6.98	5	5	3
713	28.1	49910	11220	57040	12823	8.8	5.89	12.1	8.15	5	5	3
815	32.1	57050	12825	65200	14657	10.0	6.74	13.9	9.31	6	6	3
916	36.1	64120	14414	73280	16473	11.3	7.57	15.6	10.47	7	7	4
1018	40.1	71260	16019	81440	18308	12.5	8.42	17.3	11.63	7	7	4
1120	44.1	78400	17624	89600	20142	13.8	9.26	19.0	12.80	8	8	4

Additional standard belt widths are available in steps of 50.7 mm (2.00 in). Additional non-standard belt widths are available in steps of 16.9 mm (0.67 in).

1985	78.1	138950	31236	158800	35698	24.4	16.41	33.7	22.68	14	14	7
------	------	--------	-------	--------	-------	------	-------	------	-------	----	----	---

Additional standard belt widths are available in steps of 50.7 mm (2.00 in). Additional non-standard belt widths are available in steps of 16.9 mm (0.67 in).

3003	118.2	210210	47255	240240	54006	36.9	24.82	51.1	34.31	21	21	11
------	-------	--------	-------	--------	-------	------	-------	------	-------	----	----	----

Additional standard belt widths are available in steps of 50.7 mm (2.00 in). Additional non-standard belt widths are available in steps of 16.9 mm (0.67 in).

4021	158.3	281470	63274	321680	72314	49.5	33.24	68.4	45.94	27	27	14
------	-------	--------	-------	--------	-------	------	-------	------	-------	----	----	----

General belt tolerance is +0/-0.4% at 23°C/73°F and 50% RH. For exact belt width contact Customer Service. Non standard belt width on request.

*Max. Load per Drive Sprocket. Belt material: POX-FR 8000 N (1799 lbf).

= Single Link

STANDARD

STRAIGHT RUNNING

PITCH 40.0 MM/1.57 IN

Accessories

Top/Bottom Insert



Type	Insert material & color	Weight	
		kg/m ²	lb/ft ²
Wheel Plate	POM DK ○	3.81	0.79

Contact area/wear surface of belt will increase from 25% to 49% by the use of inserts.

Accessories

Top/Bottom Insert

EC insert in uni ACB 2% Rough type can be build in to uni ACB Closed to create an electrical conductive belt.



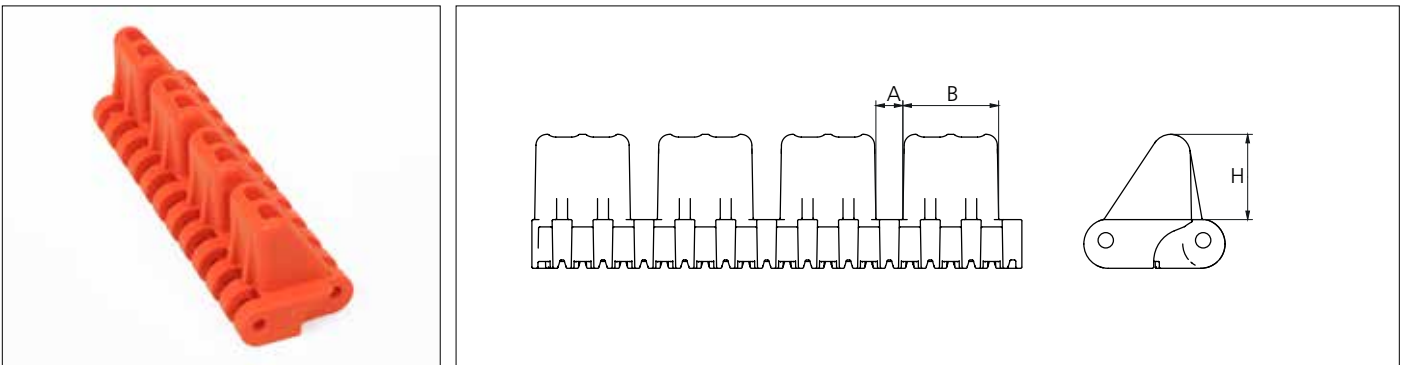
Type	Insert material & color	Weight	
		kg/m ²	lb/ft ²
Electrical Conductive	POM-EC K	2.29	0.47

Contact area/wear surface of belt will increase from 25% to 38% by the use of inserts.

POM-EC and POX-FREC holds a surface resistivity of 1x10⁶ Ohm according to IEC 60093/ASTM D257.

Accessories


Flight



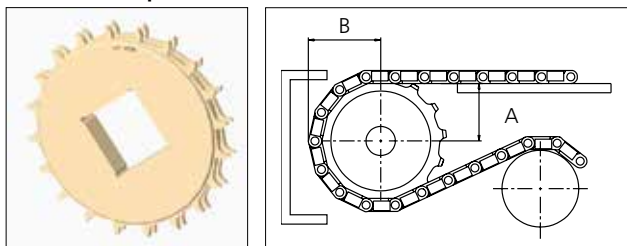
Type	Flight material & color	A		B		H		Link size	Width	
		mm	in	mm	in	mm	in		mm	in
Car pusher	POX FR ○	11.0	0.43	39.0	1.54	35.0	1.38	K800	203.0	8.00

Backflex radius when flights are used: 120.0 mm (4.72 in).

Sprocket

No of teeth	Bore size					Overall diameter		Pitch-diameter		Hub-diameter		Dimension A		Dimension B		Double row/One way	 PA6 Machined
	Pilot bore	in	2.36	3.54	3.54												
		mm	60.0	90.0	120.0	mm	in	mm	in	mm	in	mm	in				
Z16	✓		■	■		213.0	8.4	205.4	8.1	175.8	6.9	89.1	3.5	110.9	4.4	✓	✓
Z20	✓			■	■	264.2	10.4	256.0	10.1	227.9	9.0	114.8	4.5	136.3	5.4	✓	✓

■ Machined sprocket



Non standard material and color:
See uni Material and Color Overview.

Other sprocket sizes are available upon request.

Two-part sprockets are available upon request.

Round bores are always delivered with keyway.

Other bore sizes are available upon request.

uni Retainer Rings: See uni Retainer Ring data sheet

Width of single tooth = 6.5 mm (0.25 in)

Width of sprocket = 33.2 mm (1.31 in)

Max load per sprocket shown does not take bore size into account.

Please also ensure that sufficient size shaft is chosen for corresponding load.

For correct sprocket position: See uni Assembly Instructions for uni ACB.

For more detailed sprocket information, contact Customer Service.



Conveyor Belts



Seamless Belts



Modular Belts



Timing Belts



Transmission Belts



Fabrication
& service

Ammeraal Beltech Modular A/S
Hjulmagervej 21
DK-7100 Vejle